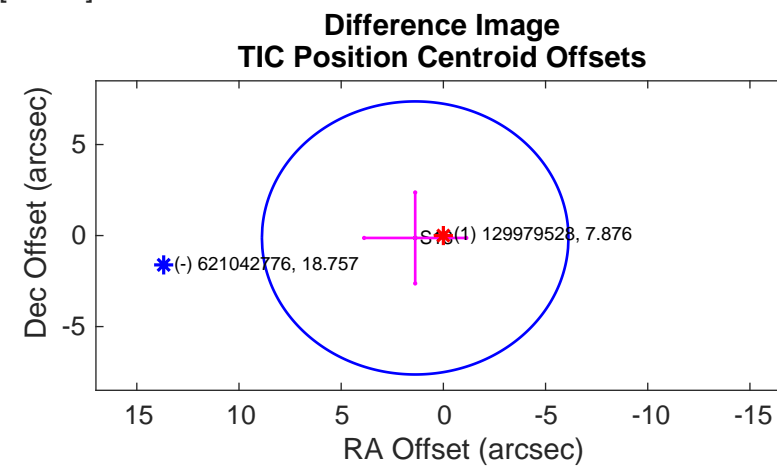
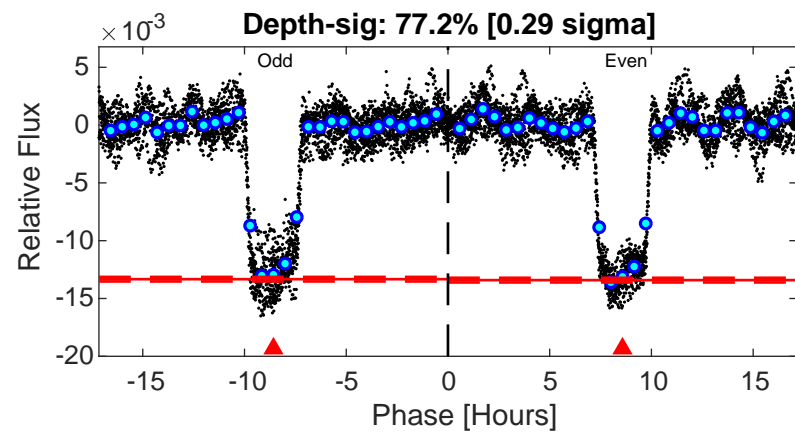
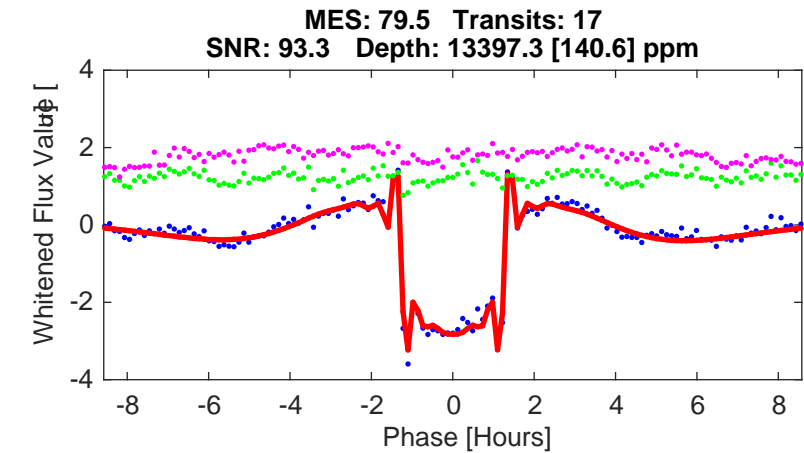
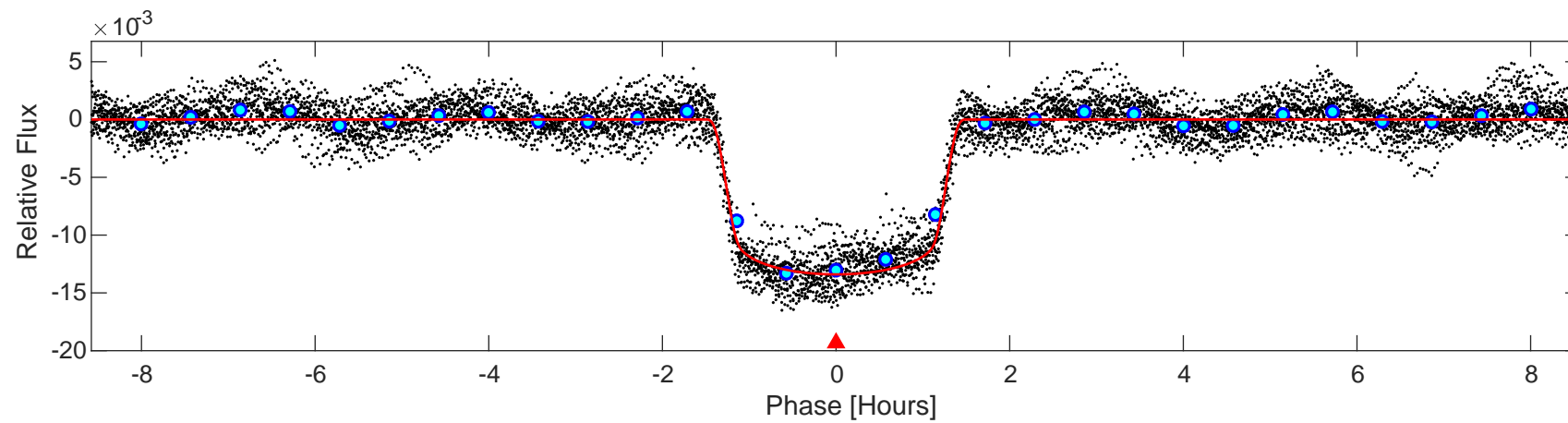
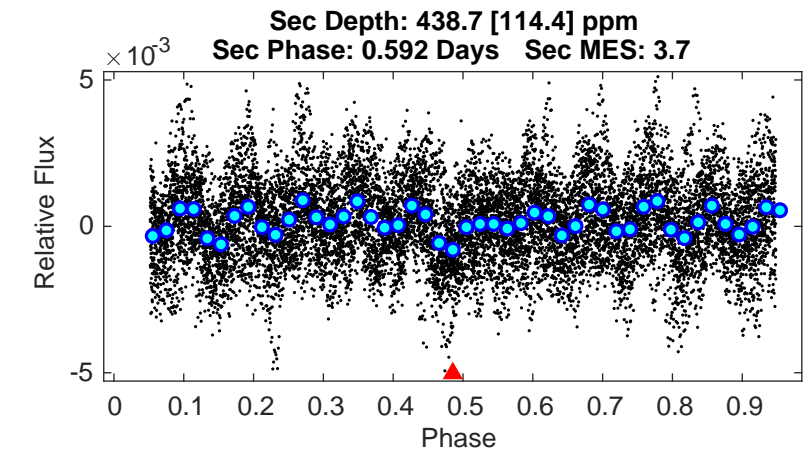
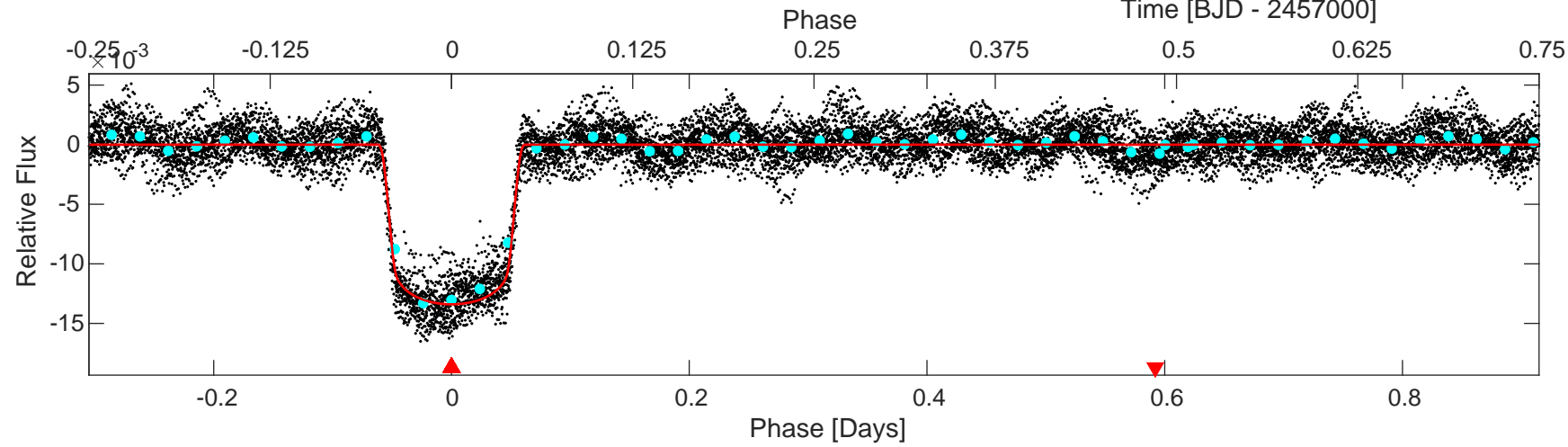
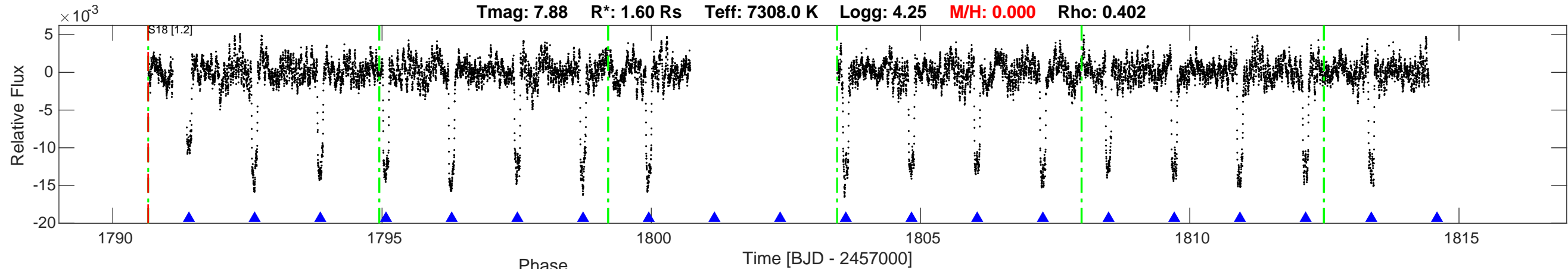


TIC: 129979528 Candidate: 1 of 1 Period: 1.220 d
 TOI: 1599.01 Corr: 1.000

Tmag: 7.88 R*: 1.60 Rs Teff: 7308.0 K Logg: 4.25 M/H: 0.000 Rho: 0.402



DV Fit Results:

Period = 1.21987 [0.00002] d
 Epoch = 1791.4143 [0.0002] BTJD
 Rp/R* = 0.1093 [0.0006]
 a/R* = 3.67 [0.03]
 b = 0.01 [0.96]
 Seff = 9391.77 [1369.18]
 Teq = 2511 [92] K
 Rp = 19.12 [0.70] Re
 a = 0.0264 [0.0018] AU
 Rho = 0.447 [0.012]
 Ag = 0.46 [0.13] [-4.01 sigma]
 Tp = 3199 [215] K [2.94 sigma]

DV Diagnostic Results:

ShortPeriod-sig: N/A
 LongPeriod-sig: N/A
 ModelChiSquare2-sig: 30.9%
 ModelChiSquareGof-sig: 100.0%
 Bootstrap-pfa: 0.00e+00
 GhostDiagnostic-chr: 2.19
 OotOffset-rm: 0.256 arcsec [0.10 sigma]
 TicOffset-rm: 1.385 arcsec [0.55 sigma]
 OotOffset-tot: 1
 TicOffset-tot: 1
 DiffImageQuality-fgm: 1.00 [1/1]
 DiffImageOverlap-fno: 1.00 [1/1]

Software Revision: spoc-4.0.29-20200410 -- Date Generated: 14-Apr-2020 06:32:38 Z

This Data Validation Report Summary was produced in the TESS Science Processing Operations Center Pipeline at NASA Ames Research Center