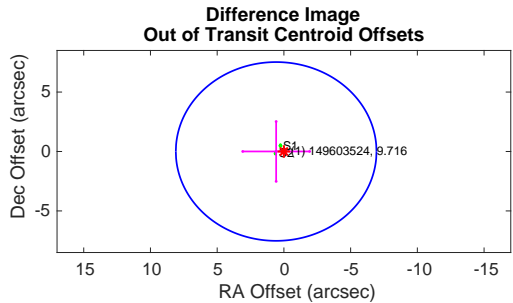
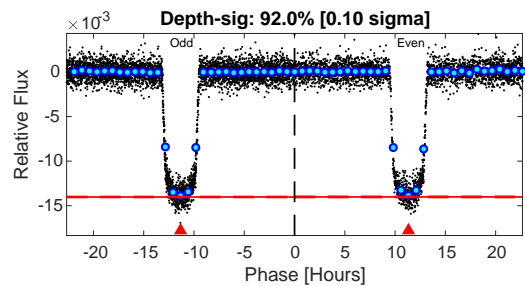
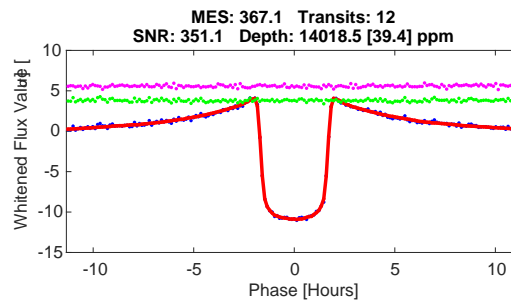
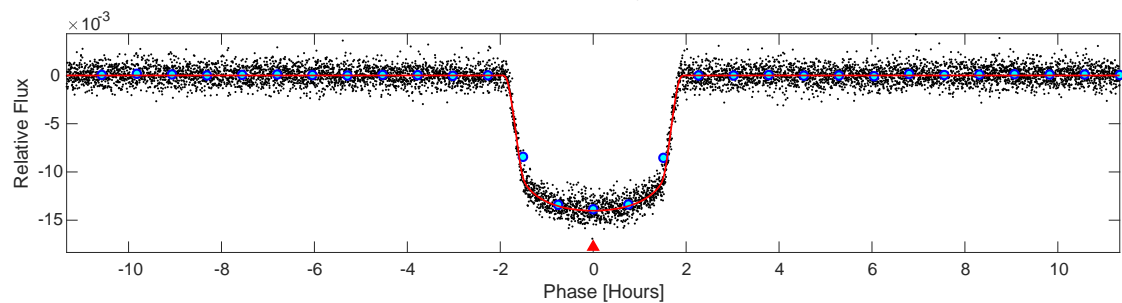
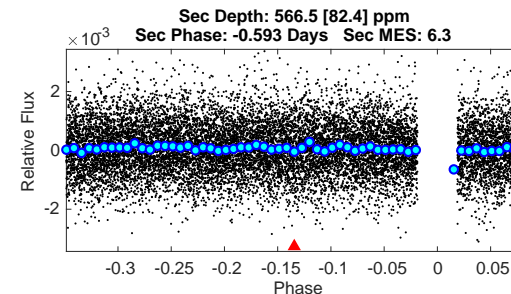
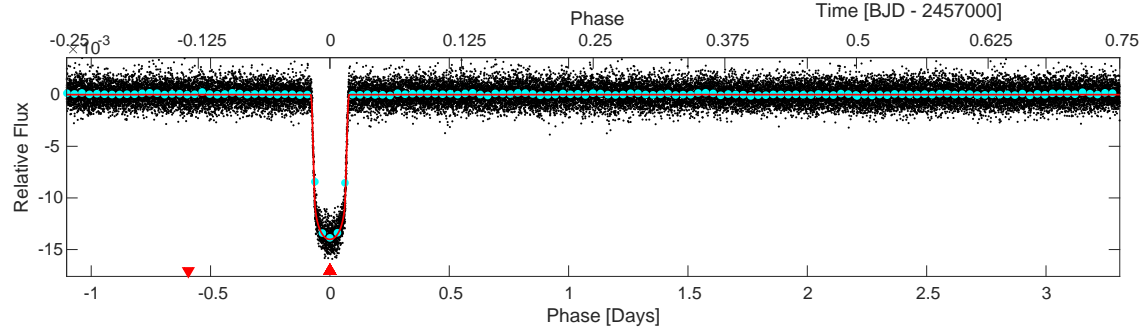
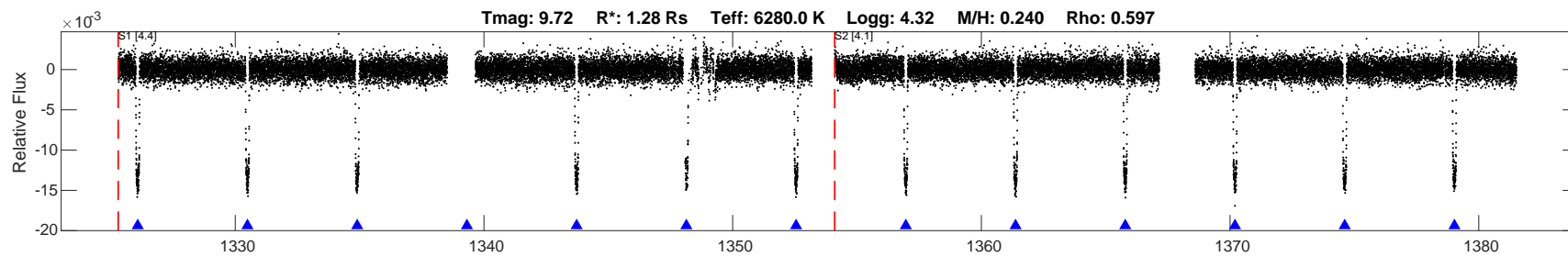


TIC: 149603524 Candidate: 1 of 1 Period: 4.412 d



DV Fit Results:

Period = 4.41193 [0.00002] d  
 Epoch = 1326.0787 [0.0002] BTJD  
 Rp/R\* = 0.1103 [0.0003]  
 a/R\* = 9.93 [0.14]  
 b = 0.01 [2.08]  
 Seff = 708.77 [0.00]  
 Teq = 1316 [0] K  
 Rp = 15.42 [0.04] Re  
 a = 0.0568 [0.0000] AU  
 Rho = 0.675 [0.028]  
 Ag = 4.22 [0.61] [5.24 sigma]  
 Tp = 2917 [106] K [15.08 sigma]

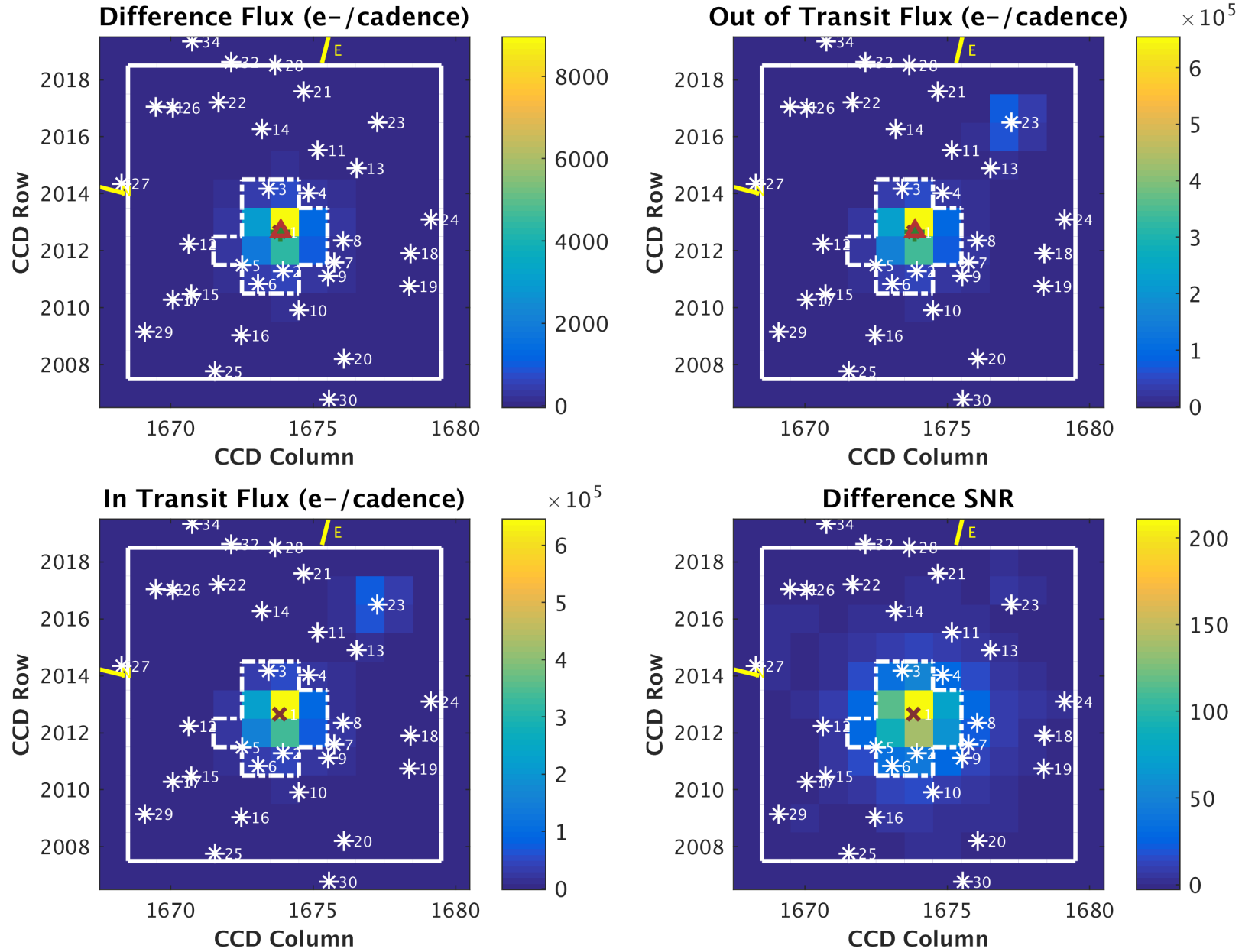
DV Diagnostic Results:

ShortPeriod-sig: N/A  
 LongPeriod-sig: N/A  
 ModelChiSquare2-sig: 99.3%  
 ModelChiSquareGof-sig: 100.0%  
 Bootstrap-pfa: 0.00e+00  
 GhostDiagnostic-chr: 4.102  
 OotOffset-rm: 0.581 arcsec [0.23 sigma]  
 TicOffset-rm: 1.174 arcsec [0.44 sigma]  
 OotOffset-tot: 2  
 TicOffset-tot: 2  
 DiffImageQuality-fgm: 1.00 [2/2]  
 DiffImageOverlap-fno: 1.00 [2/2]

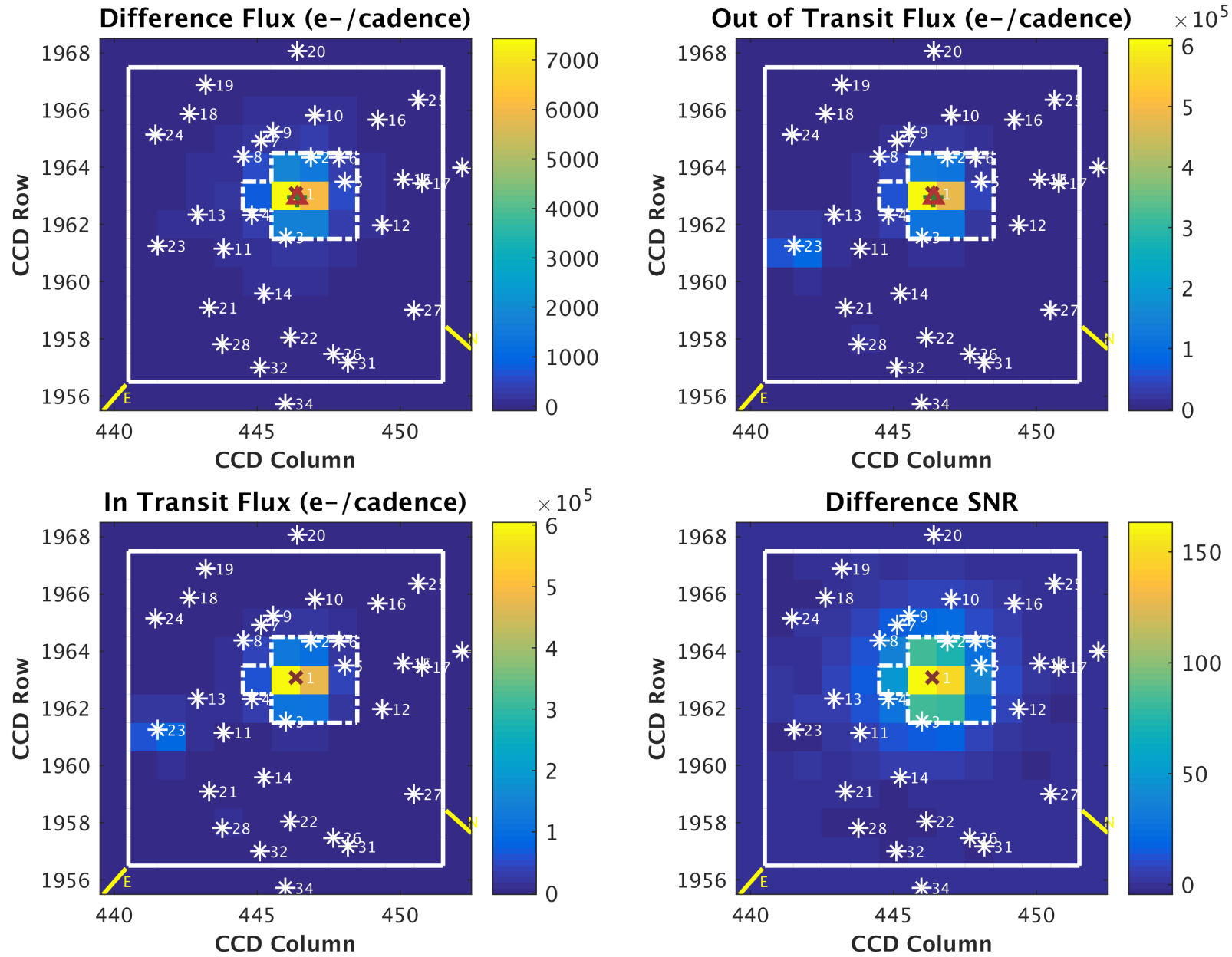
Software Revision: spoc-3.3.38-20181012 -- Date Generated: 13-Oct-2018 14:06:29 Z

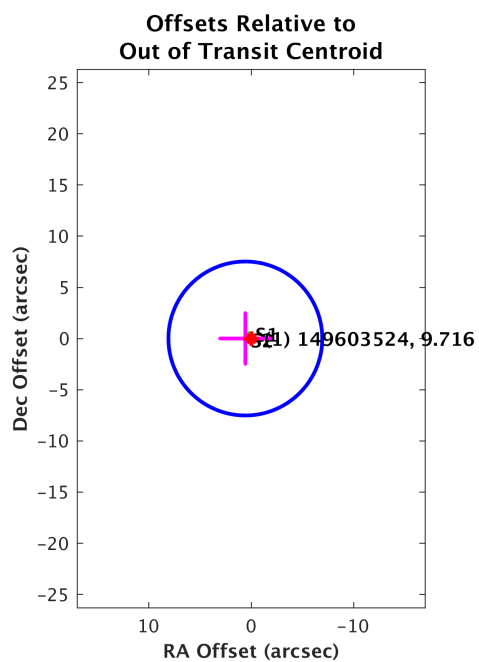
This Data Validation Report Summary was produced in the TESS Science Processing Operations Center Pipeline at NASA Ames Research Center

## Planet Candidate 1 / Sector 2 / Target Pixel Table 129

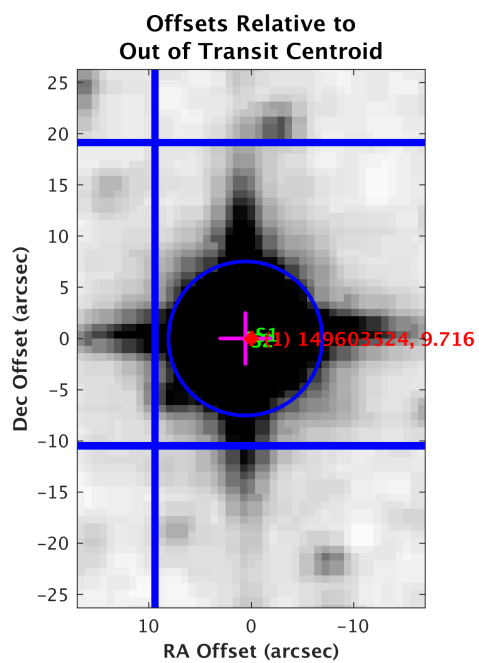
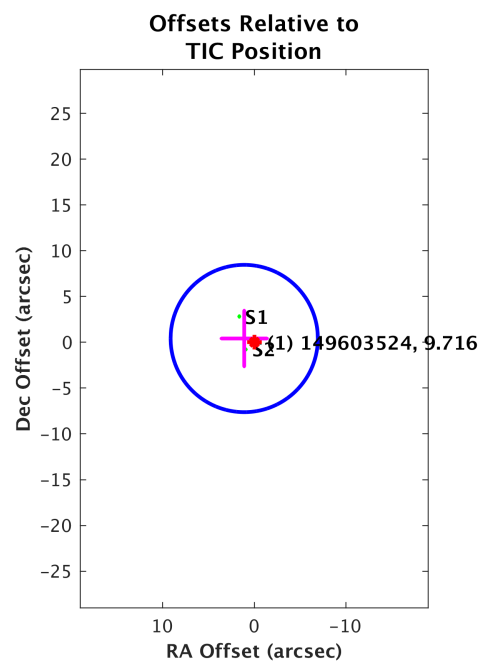


## Planet Candidate 1 / Sector 1 / Target Pixel Table 128

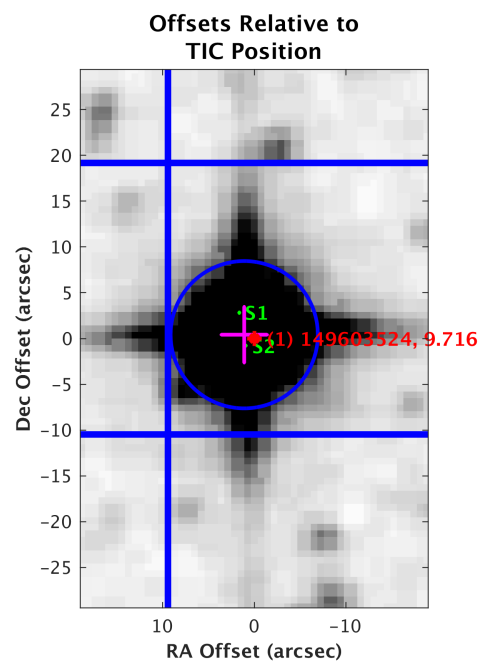


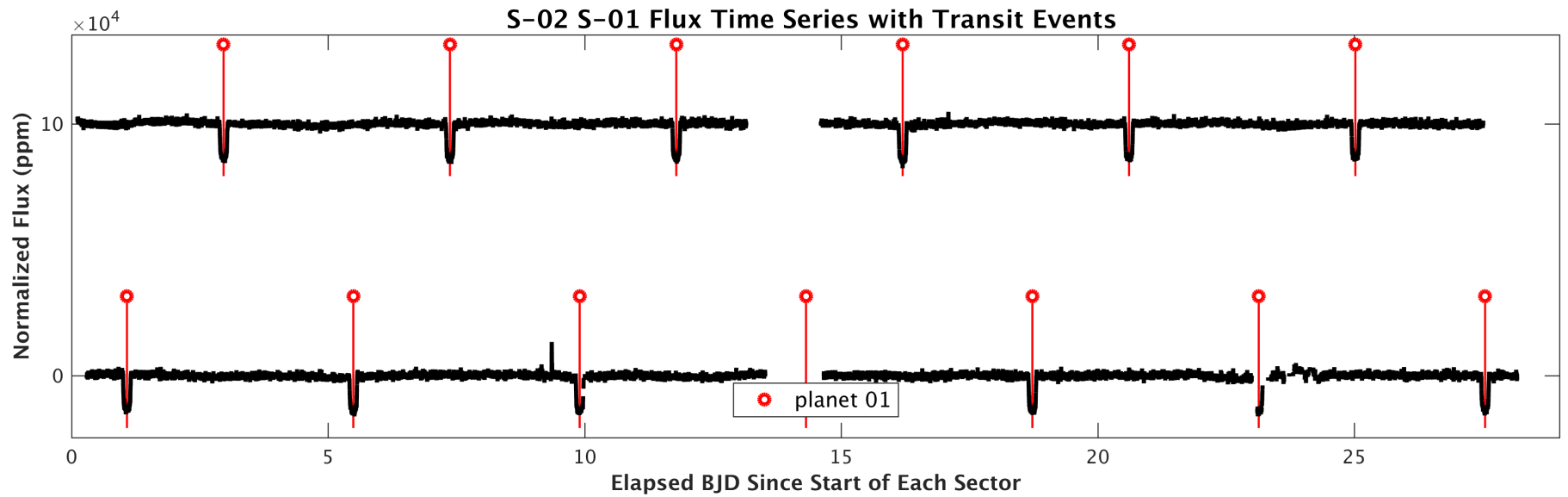
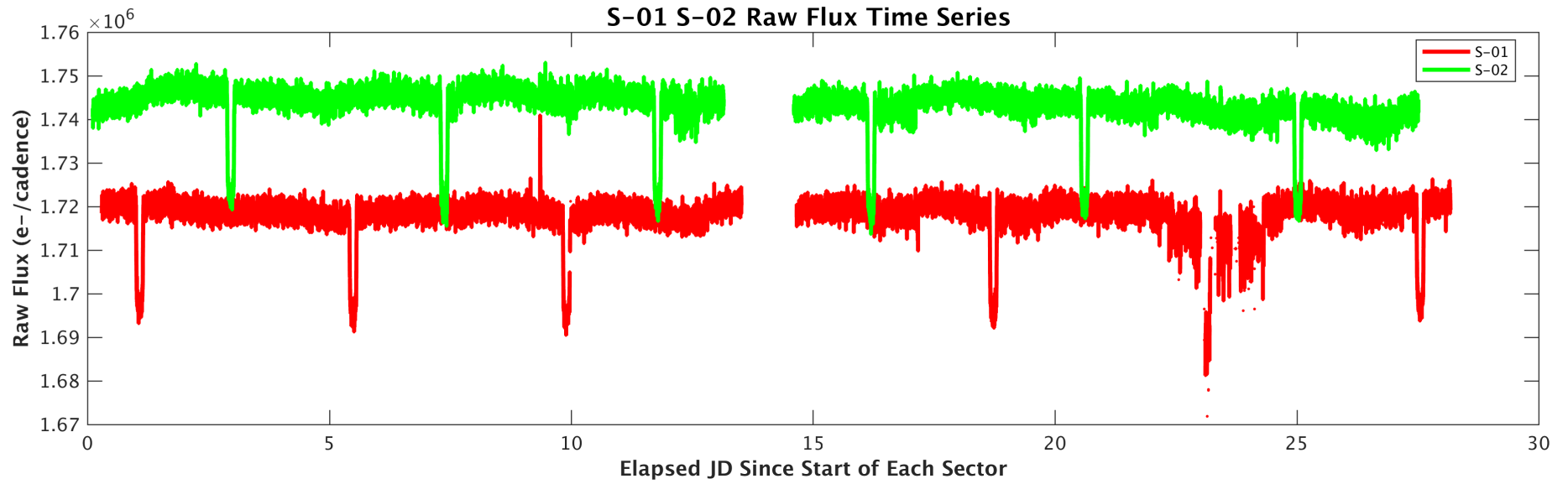


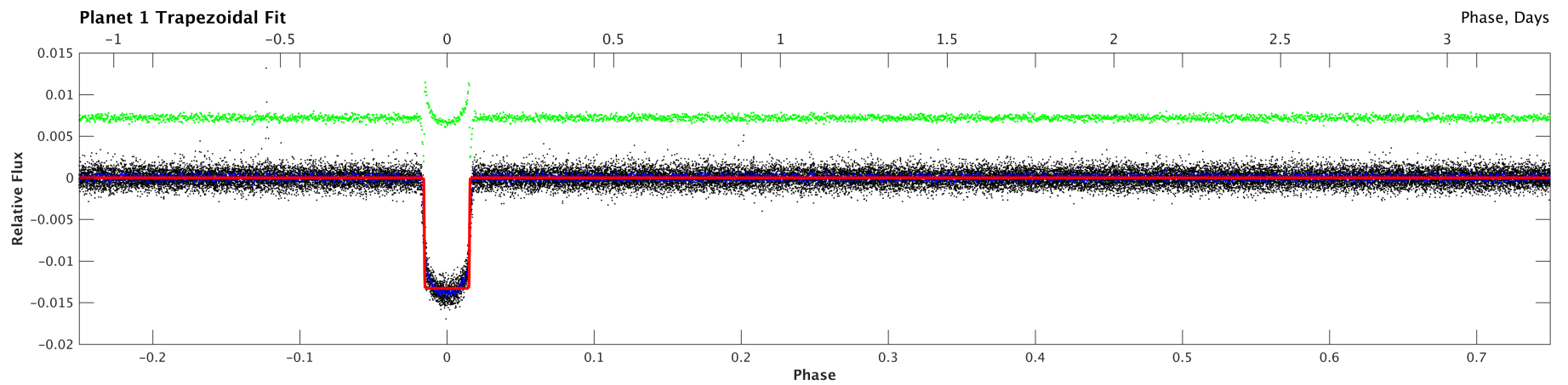
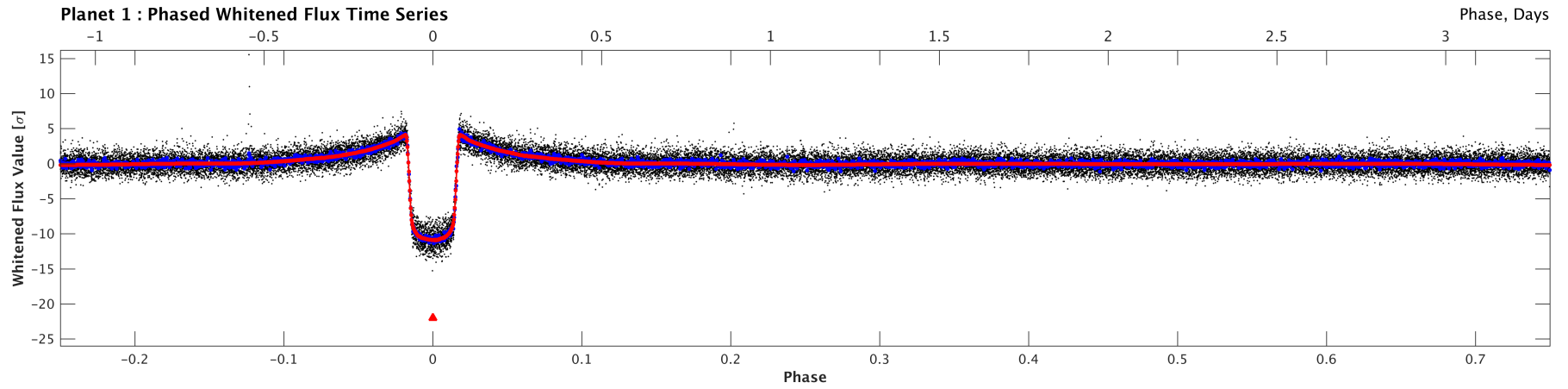
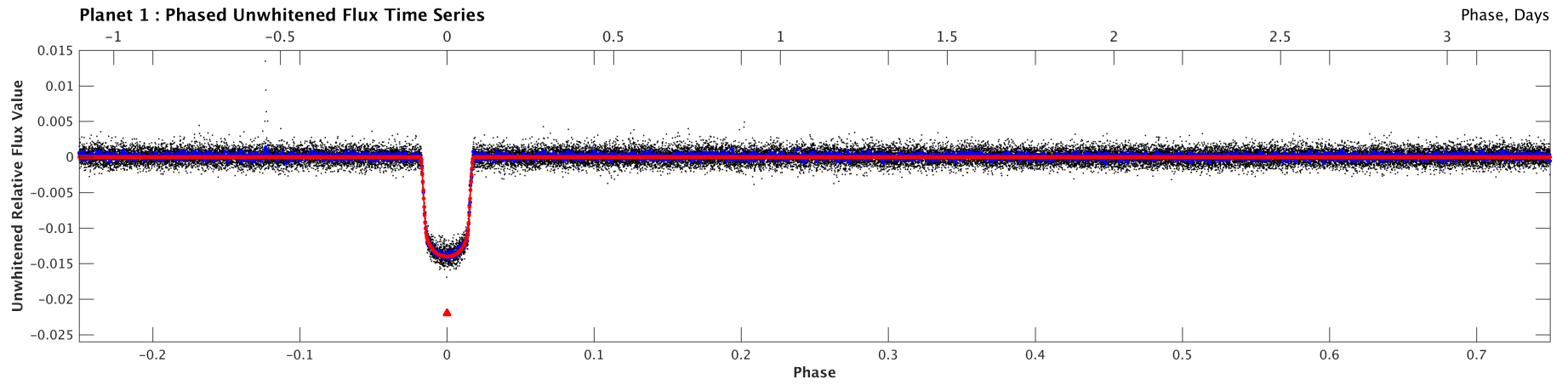
Planet Candidate 1



Planet Candidate 1







Stellar Distance Table

Index	TIC ID	TESS Mag	Distance (arcsec)
1	0000000149603524	9.72	0.00
2	0000000149603525	14.99	29.12
3	0000000149603518	15.82	33.24
4	0000000149603528	15.89	36.14
5	0000000149603517	16.58	37.11
6	0000000149603521	16.94	41.60
7	0000000149603533	16.61	46.56
8	0000000149603534	16.79	47.49
9	0000000149603531	15.35	48.60
10	0000000149603530	16.94	59.73
11	0000000149603527	17.07	67.06
12	0000000149603509	17.52	67.67
13	0000000149603532	17.81	74.21
14	0000000149603515	17.10	77.54
15	0000000149603510	16.19	79.76
16	0000000149603519	16.85	81.58
17	0000000149603507	16.25	93.59
18	0000000149603543	16.06	98.28
19	0000000149603546	17.15	104.29
20	0000000149603539	16.90	105.48
21	0000000149603520	16.98	105.87
22	0000000149603504	16.59	106.30
23	0000000149603535	11.77	109.04
24	0000000149603547	15.71	112.35
25	0000000149603516	17.37	113.91
26	0000000149603500	16.39	121.55
27	0000000149603494	16.63	122.22
28	0000000149603514	14.10	123.91
29	0000000149603502	15.99	124.21
30	0000000149603538	16.76	129.81
31	0000000149603498	15.55	130.49
32	0000000149603506	17.01	131.12
33	0000000149603496	17.23	147.68
34	0000000149603501	17.79	155.45

Declination

