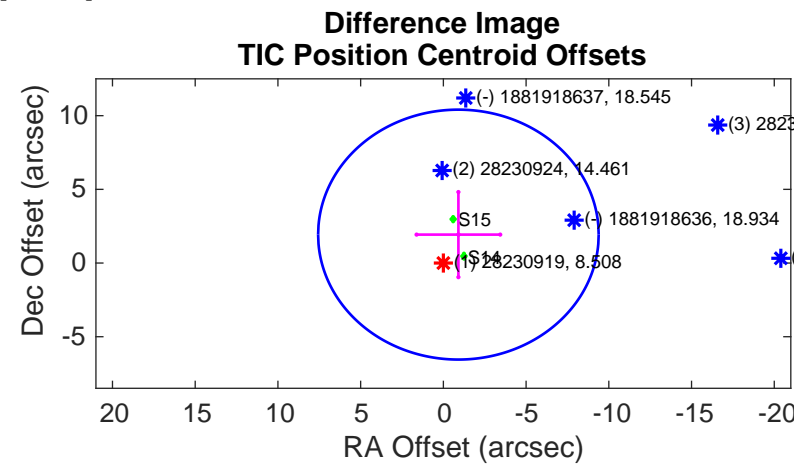
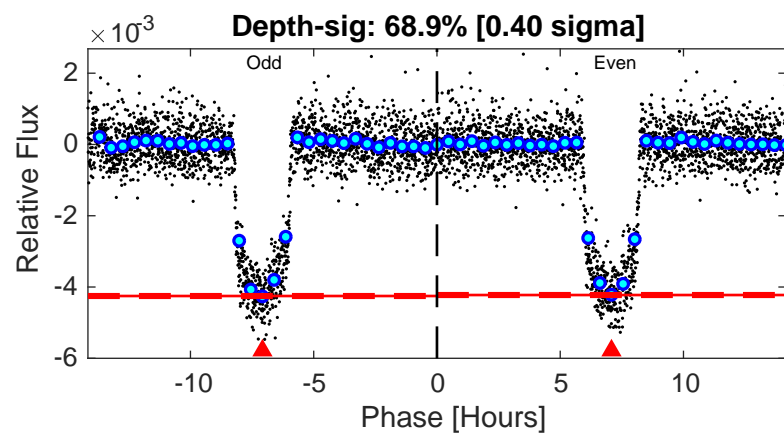
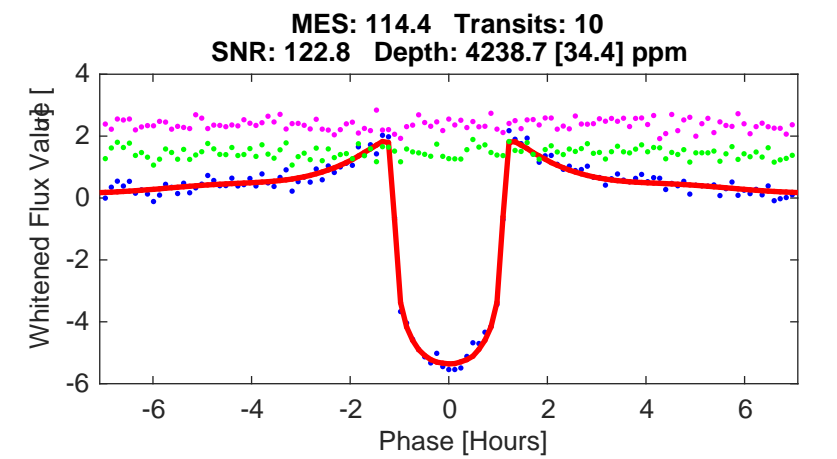
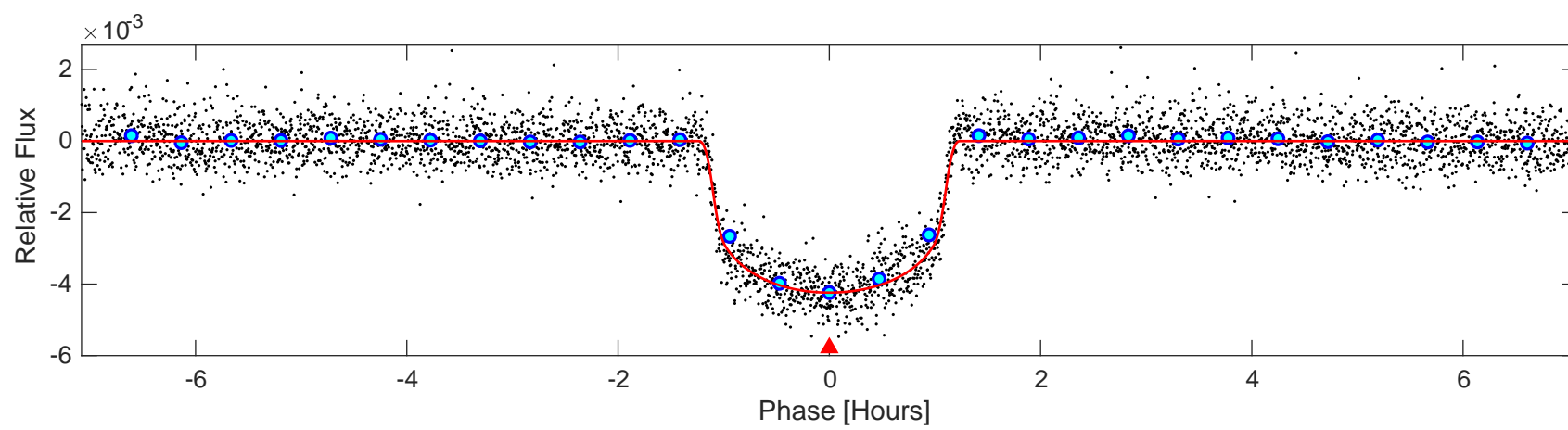
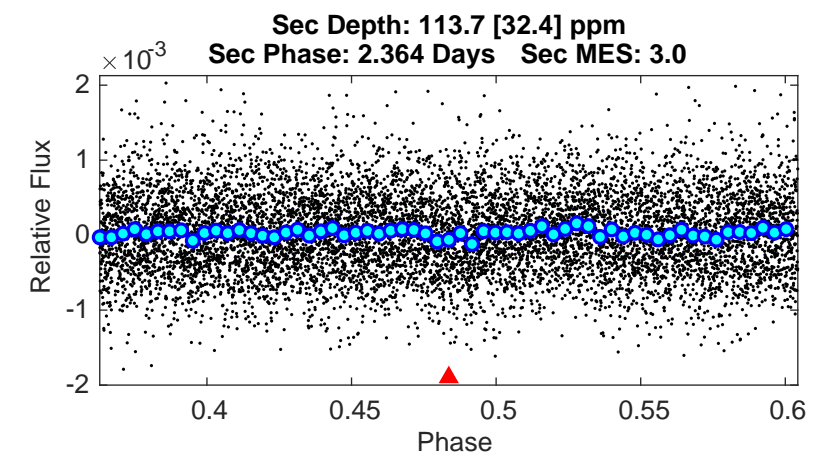
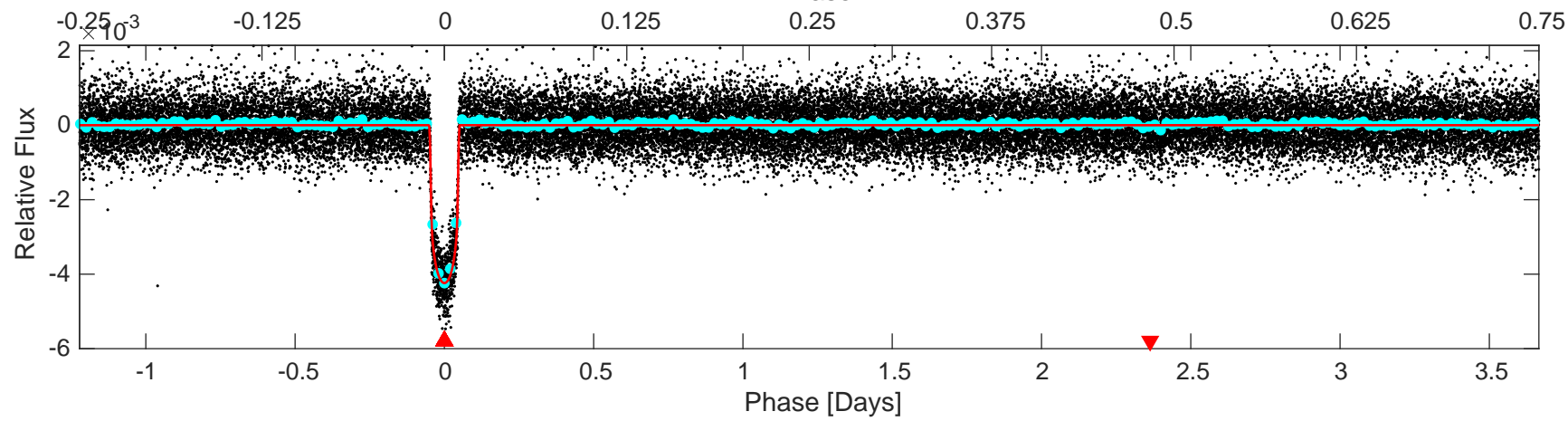
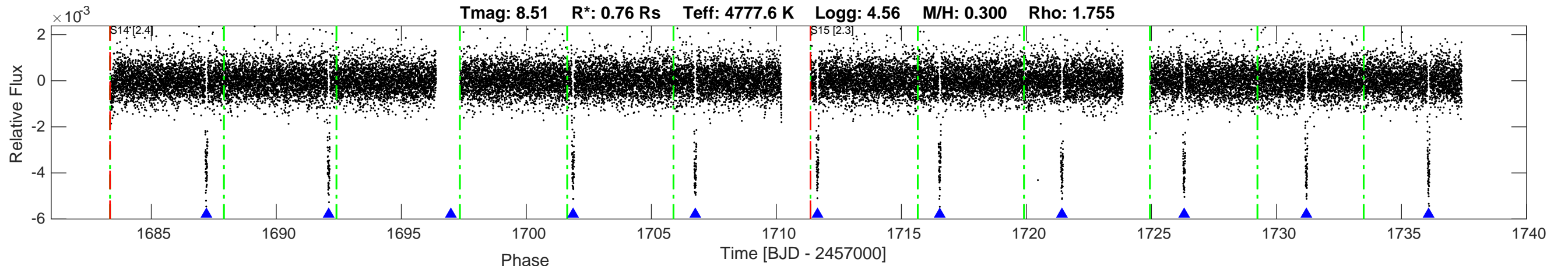


TIC: 28230919 Candidate: 1 of 1 Period: 4.888 d
 TOI: 1144.01 Corr: 0.951



DV Fit Results:

Period = 4.88782 [0.00004] d
 Epoch = 1687.2061 [0.0003] BTJD
 Rp/R* = 0.0588 [0.0020]
 a/R* = 16.70 [2.18]
 b = 0.09 [1.48]
 S_{eff} = 100.86 [16.99]
 T_{eq} = 808 [34] K
 Rp = 4.87 [0.35] R_e
 a = 0.0517 [0.0041] AU
 Rho = 2.621 [1.028]
 A_g = 7.03 [2.28] [2.64 sigma]
 T_p = 2035 [157] K [7.65 sigma]

DV Diagnostic Results:

ShortPeriod-sig: N/A
 LongPeriod-sig: N/A
 ModelChiSquare2-sig: 25.4%
 ModelChiSquareGof-sig: 100.0%
 Bootstrap-pfa: 0.00e+00
 GhostDiagnostic-chr: 2.42
 OotOffset-rm: 1.415 arcsec [0.52 sigma]
 TicOffset-rm: 2.132 arcsec [0.75 sigma]
 OotOffset-tot: 2
 TicOffset-tot: 2
 DiffImageQuality-fgm: 1.00 [2/2]
 DiffImageOverlap-fno: 1.00 [2/2]